

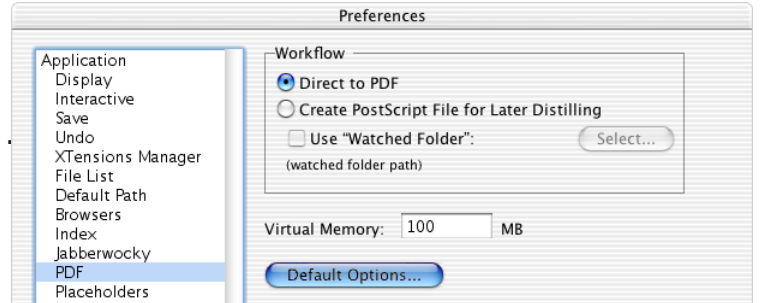
QuarkXPress 6.x/Export to PDF FOR HIGH RESOLUTION WORKFLOW

BEFORE YOU START...

- Turn off the QuarkCMS and OPI XTensions.
There should be neither the Profiles or OPI tab available in the PDF Export Options dialog box.

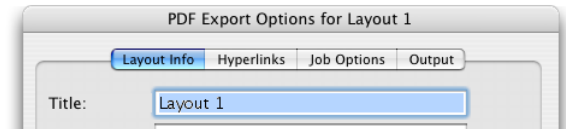
PREFERENCES / PDF

- Under the QuarkXPress menu, choose Preferences to set the following Default Options for Direct to PDF export:



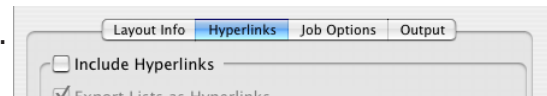
LAYOUT INFO

- No need to include Layout Information



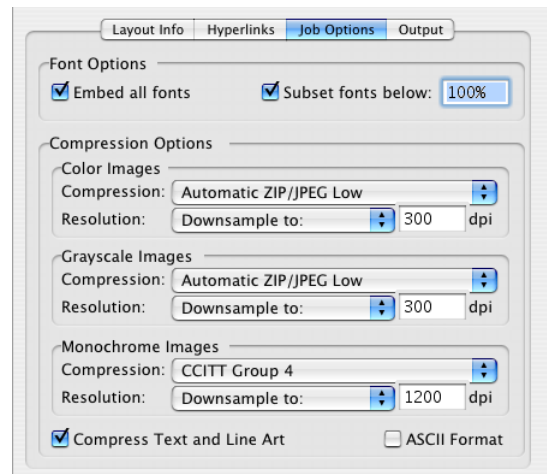
HYPERLINKS

- Include Hyperlinks: Off



JOB OPTIONS

- Embed All Fonts: checked
- Subset All Embedded Fonts...: check and enter 100%
- Compression Options for Color & Greyscale Images:
Compression: Automatic ZIP/JPEG Low
Resolution: Downsample to 300 dpi
- Compression Options for Monochrome Images:
Compression: CCITT Group 4
Resolution: Downsample to 1200 dpi
- Compress Text and Line Art: On
- ASCII Format: Off



OUTPUT

- Color Output / Type: Composite
- Print Colors: CMYK (use DeviceN to maintain spot colors)
- Produce Blank Pages: Off
- Do not use OPI
- Registration: Centered
- Offset: 4mm
- Bleed / Type: Symmetric
- Bleed / Amount: 5mm

